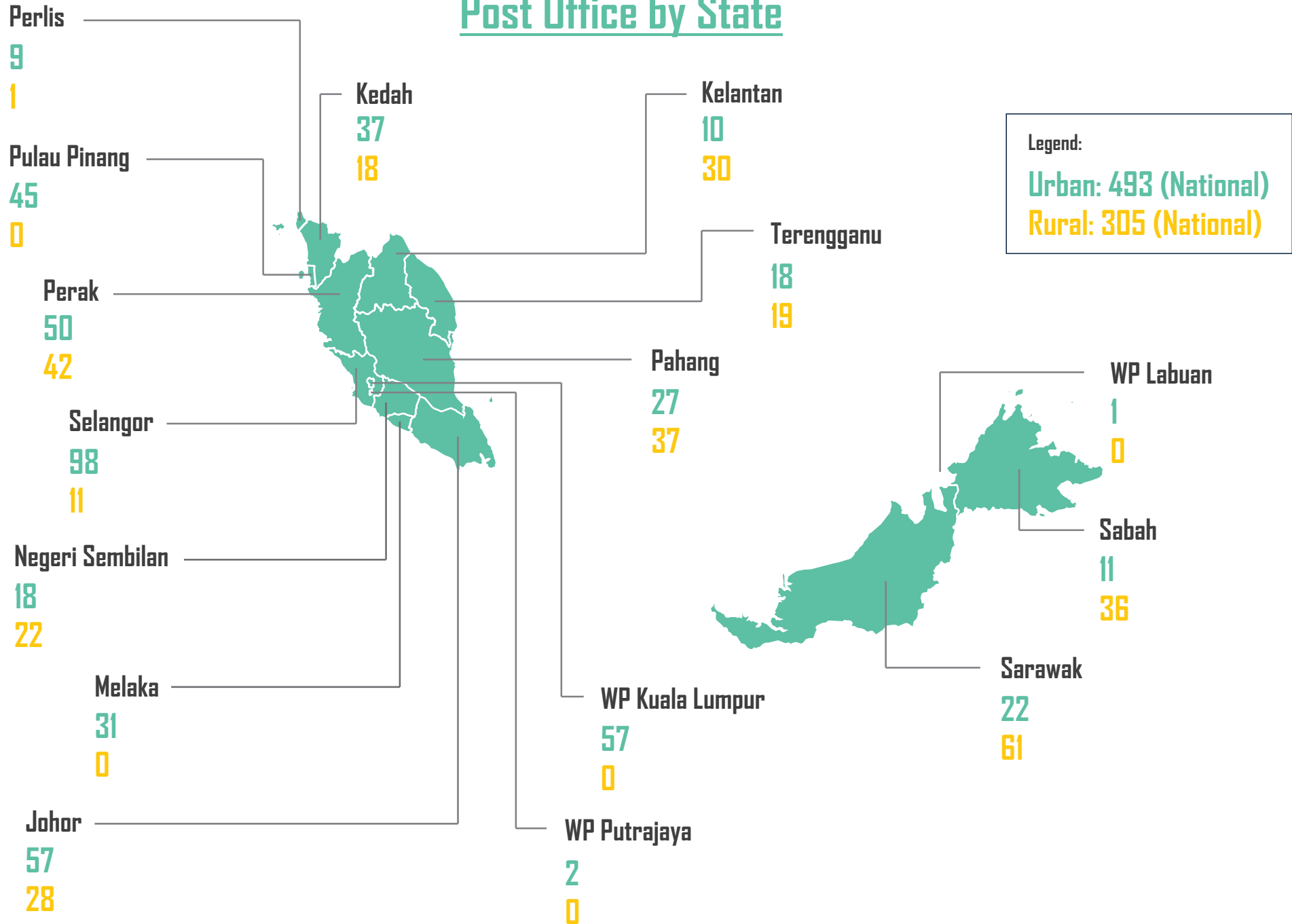


Post Office by State




Note:
 Number of post offices include post offices and mini post offices

Postal Employment

CALL CENTER
253
2Q 2021: 253



ADMINISTRATIVE
7,989
2Q 2021: 8,034



OTHERS*
966
2Q 2021: 458



PICK UP & DESPATCH
8,976
2Q 2021: 9,608




SORTING CREW
2,929
2Q 2021: 2,960




Note:
*Others include supervisor of postmen and wakil posmen

Postal Traffic



NUMBER OF LETTER POST ITEM ('000)

DOMESTIC	INTERNATIONAL
88,305.5	2,424.1
2Q 2021: 84,916.3	2Q 2021: 3,399.5



NUMBER OF EXPRESS ITEM ('000)

DOMESTIC	INTERNATIONAL
6.1	250.2
2Q 2021: 11.1	2Q 2021: 263.2



NUMBER OF REGISTERED ITEM ('000)

DOMESTIC	INTERNATIONAL
5,235.8	498.3
2Q 2021: 2,771.7	2Q 2021: 337.5



NUMBER OF ORDINARY PARCEL ('000)

DOMESTIC	INTERNATIONAL
177.9	45.4
2Q 2021: 223.8	2Q 2021: 43.2



NUMBER OF INSURED PARCEL

DOMESTIC
471
2Q 2021: 429



NUMBER OF ADVERTISING ITEM ('000)

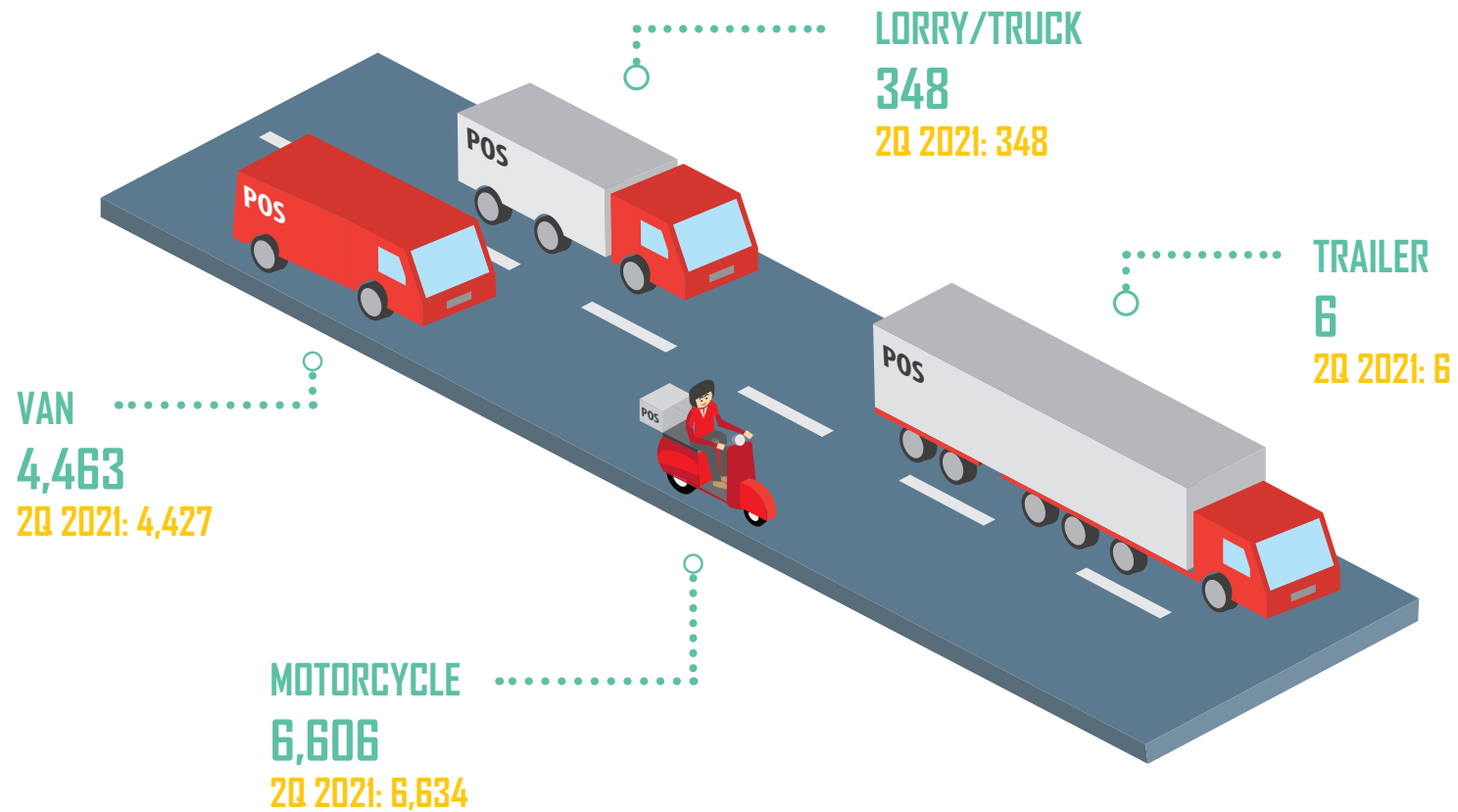
DOMESTIC
243.3
2Q 2021: 241.4



NUMBER OF POST FREE ITEM ('000)

DOMESTIC
1,123.0
2Q 2021: 308.4

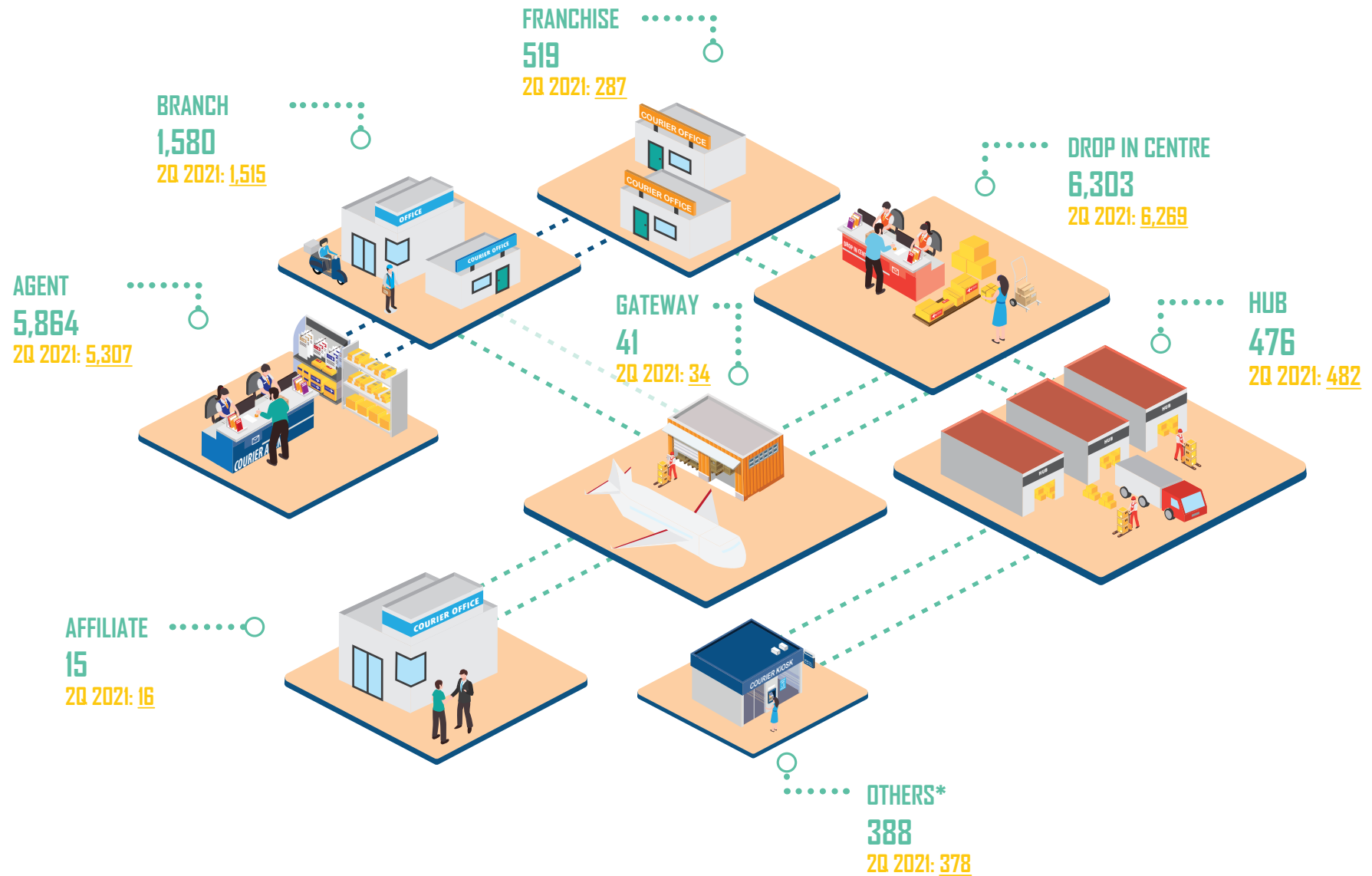
Postal Vehicle



Note:

*Number of vehicles refer to vehicles owned by postal service provider and vehicles owned by outsource contractors/individual related to postal and courier activities

Courier Infrastructure



Note:


*Others in courier infrastructure include service centre, kiosk, etc.

Courier Employment

CALL CENTER
3,183
2Q 2021: 2,898



ADMINISTRATIVE
14,279
2Q 2021: 14,049



OTHERS*
19,920
2Q 2021: 9,840



PICK UP & DESPATCH
115,360
2Q 2021: 87,390



SORTING CREW
13,862
2Q 2021: 13,743



Note:


*Others in courier employment include employees in sales, marketing, finance, internship and non-operational, etc.

Courier Traffic



NUMBER OF EXPRESS DOCUMENTS ('000)

DOMESTIC 25,089.9 2Q 2021: 22,454.6	INTERNATIONAL 458.8 2Q 2021: 506.5
--	---



NUMBER OF PACKAGES AND PARCELS ('000)

DOMESTIC 191,945.2 2Q 2021: 148,884.7	INTERNATIONAL 8,931.6 2Q 2021: 8,700.4
--	---



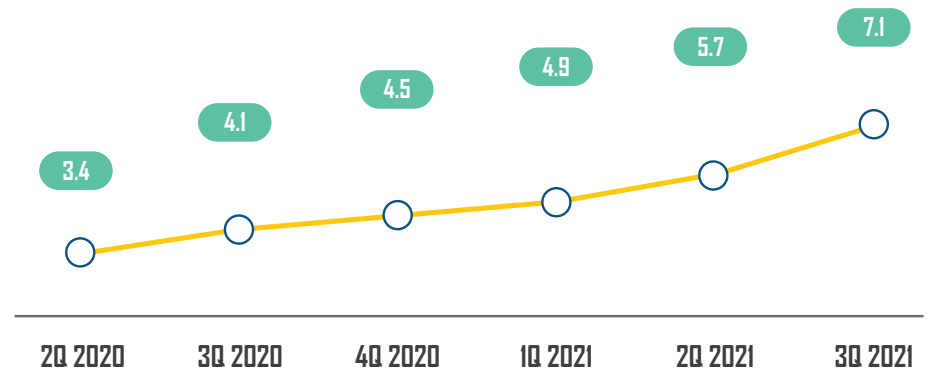
OTHERS* ('000)

DOMESTIC 3,896.2 2Q 2021: 4,826.9	INTERNATIONAL 48.9 2Q 2021: 58.7
--	---

Note:

*Others in courier traffic include non-priority mail, walk-in courier, prepaid, post express, etc.

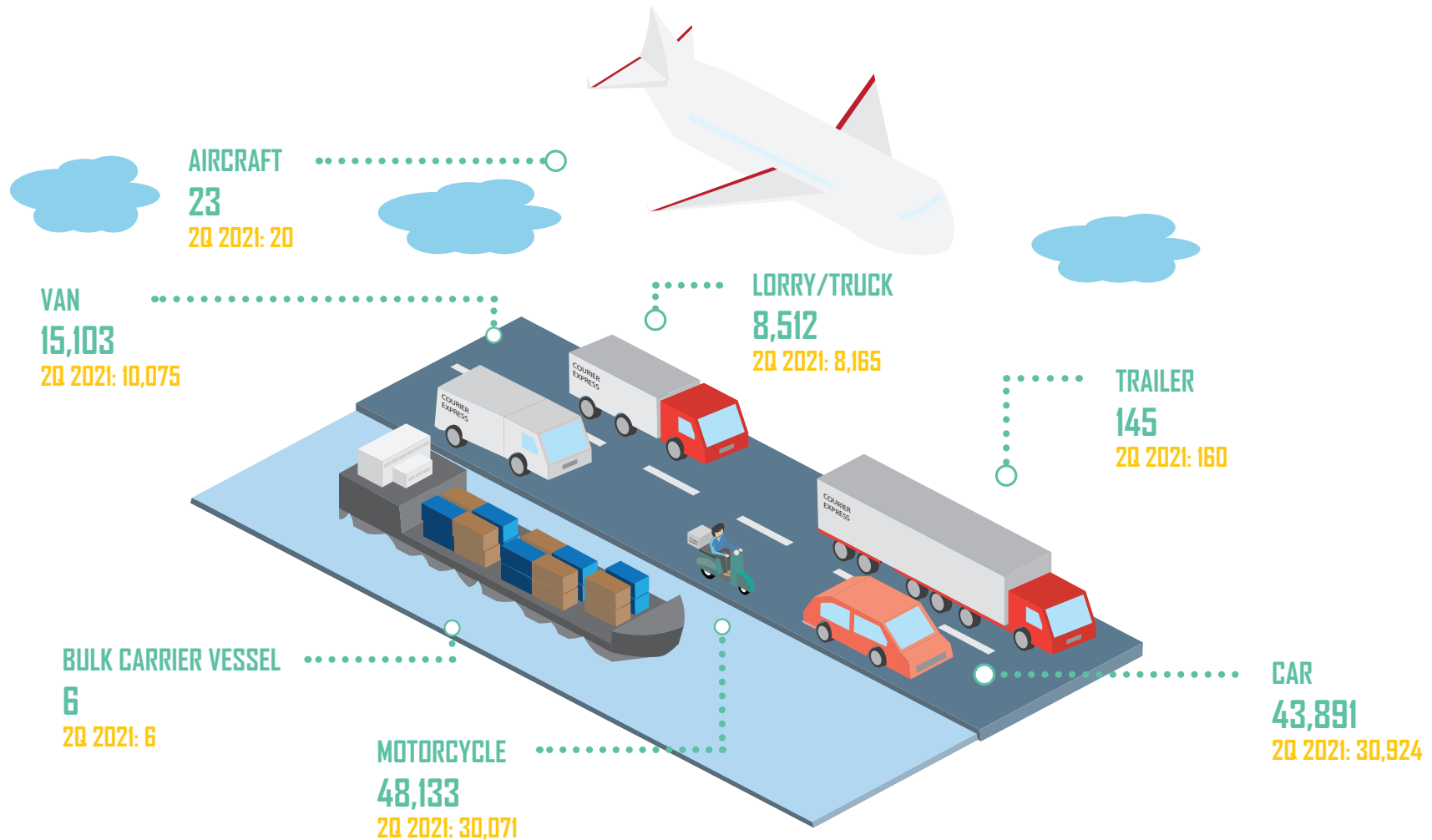
Parcel per Capita



Note:

Parcel per capita is calculated based on total courier volume divide by population as at particular quarter

Courier Vehicle



Note:

Vehicles refer to vehicles owned by courier companies, outsource vehicles and staff personal vehicles for courier activities

Note:

1. In 2021, statistics from courier services were collected from all active courier licensees who conducted courier activity
2. For postal and courier traffic, the number of traffic for Q2 is from April-June, whereas the number of traffic for Q3 is from July-September
3. Published as at September 2021
4. Revised figures are underlined

For further inquiries please contact Statistics and Data Intelligence Department MCMC at, statistics@mcmc.gov.my

