

### Penetration rates (%)



Fixed-broadband<sup>1</sup>

**39.9**


2Q 2021: 41.0



Mobile-broadband<sup>2</sup>

**127.4**

2Q 2021: 124.2



Mobile-cellular<sup>2</sup>

**142.1**

2Q 2021: 139.8



Pay TV<sup>3</sup>

**82.2**

2Q 2021: 82.6

Note:

1. Fixed-broadband refers to penetration rate per 100 premises

2. Mobile-broadband and mobile-cellular refer to penetration rate per 100 inhabitants

3. Pay TV refers to penetration rate per 100 households

### Broadband



Total broadband subscriptions  
('000)

**45,214.7**

2Q 2021: 44,251.0

Fixed-broadband subscriptions  
('000)



**3,585.0**

2Q 2021: 3,679.6

Subscriptions by premise, household and non-household.

Mobile-broadband subscriptions  
('000)

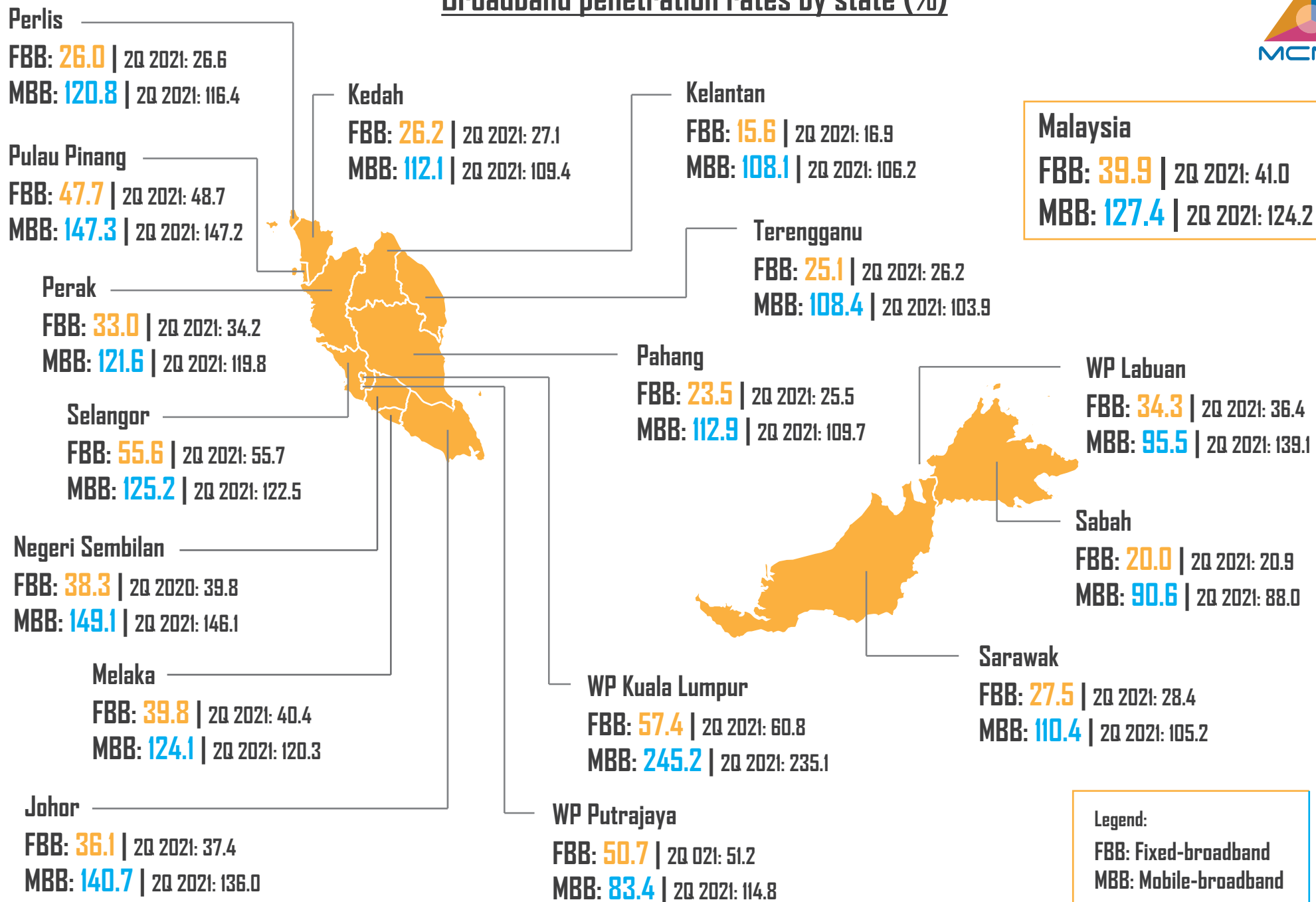


**41,629.7**

2Q 2021: 40,571.4

Subscriptions by individual.

## Broadband penetration rates by state (%)




Note:

1. Fixed-broadband refers to penetration rate per 100 premises
2. Mobile-broadband refers to penetration rate per 100 inhabitants

## Broadband subscriptions by state ('000)



**Johor**  
FBB: 433.3  
MBB: 5,341.3



**Pahang**  
FBB: 94.4  
MBB: 1,904.4



**Sarawak**  
FBB: 202.5  
MBB: 3,117.2



**Kedah**  
FBB: 148.7  
MBB: 2,462.6



**Perak**  
FBB: 241.5  
MBB: 3,054.6



**Selangor**  
FBB: 1,238.3  
MBB: 8,211.7



**Kelantan**  
FBB: 61.1  
MBB: 2,087.5



**Perlis**  
FBB: 17.4  
MBB: 309.1



**Terengganu**  
FBB: 71.5  
MBB: 1,383.7



**Melaka**  
FBB: 113.6  
MBB: 1,164.6



**Pulau Pinang**  
FBB: 271.0  
MBB: 2,614.7



**Wilayah Persekutuan<sup>1</sup>**  
FBB: 411.9  
MBB: 4,474.0



**Negeri Sembilan**  
FBB: 128.1  
MBB: 1,685.4

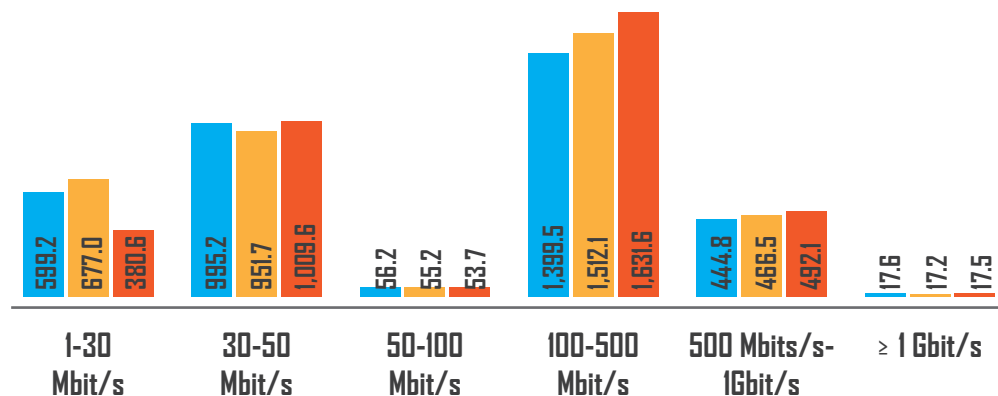


**Sabah**  
FBB: 151.4  
MBB: 3,463.3

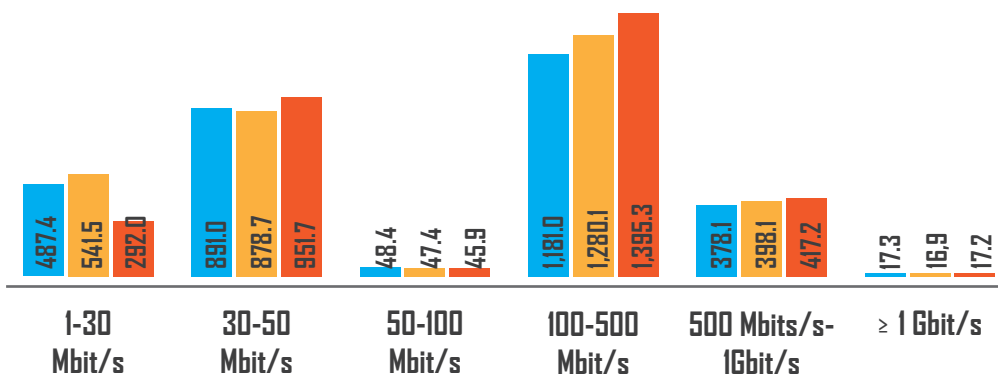
Legend:  
FBB: Fixed-broadband  
MBB: Mobile-broadband

## Fixed-broadband subscriptions by speed range ('000)

### Fixed-broadband subscriptions (Overall)

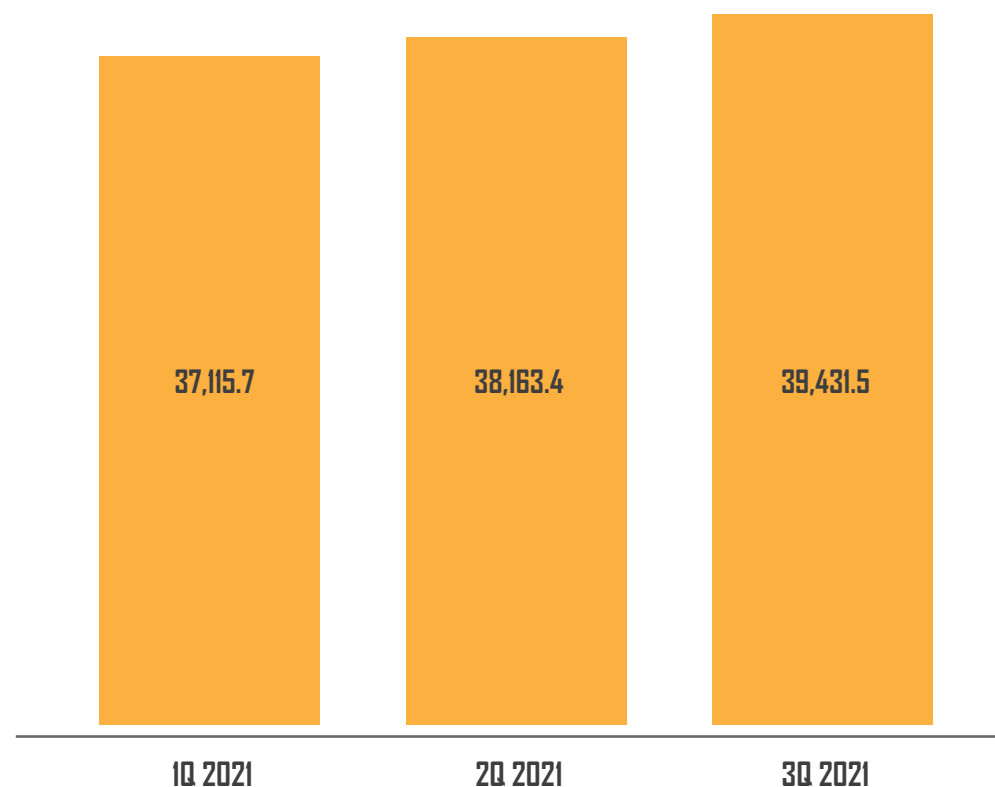


### Fixed-broadband subscriptions (Household)



1Q 2021 2Q 2021 3Q 2021

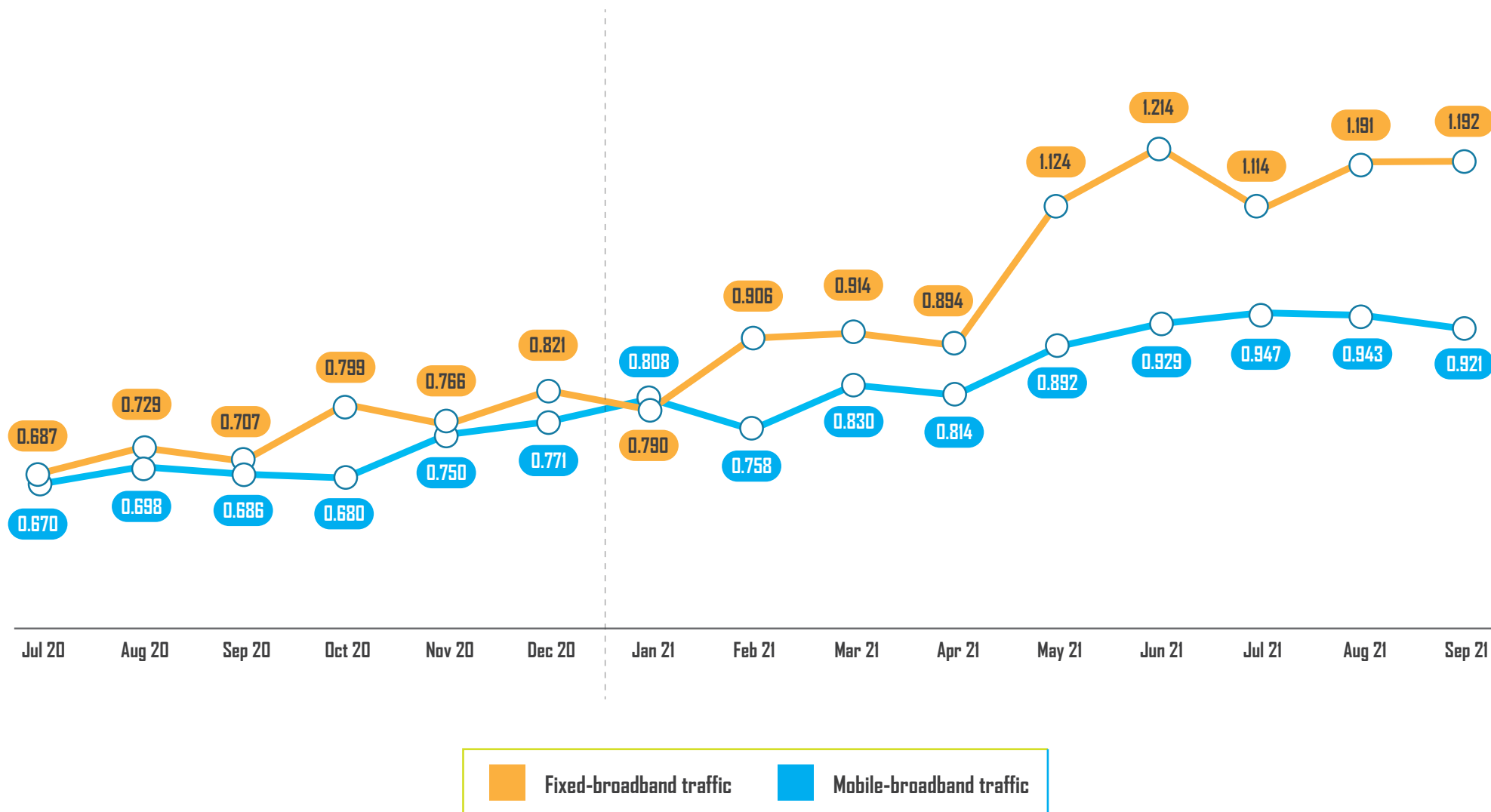
## 4G mobile subscriptions ('000)



Note:

1. Each speed range includes the lower bound speed

## Broadband traffic (exabytes)




## Mobile-cellular

Postpaid subscription ('000)

**13,962.5**

2Q 2021: 13,836.7



Prepaid subscription ('000)

**32,444.5**

2Q 2021: 31,799.7



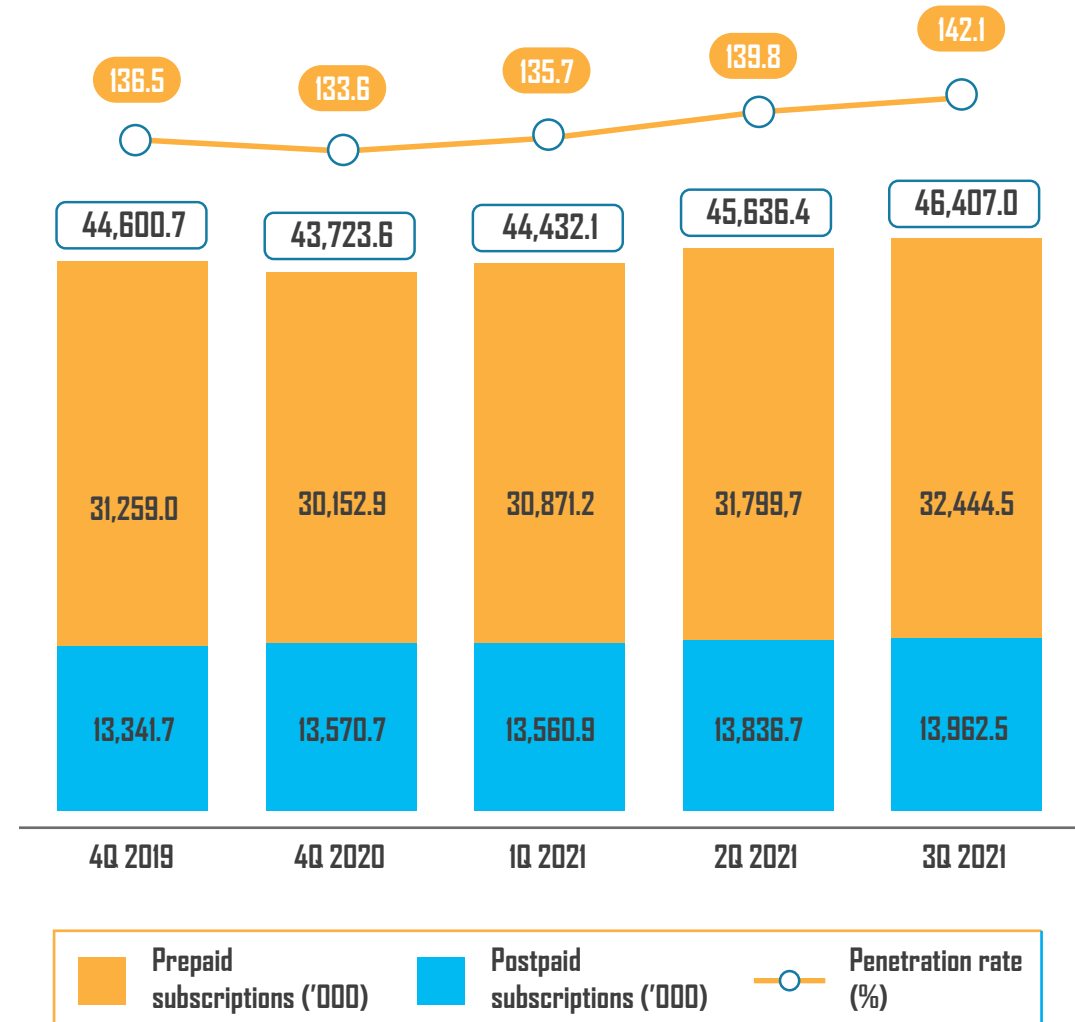
Total SMS (million)

**734.2**

2Q 2021: 763.3

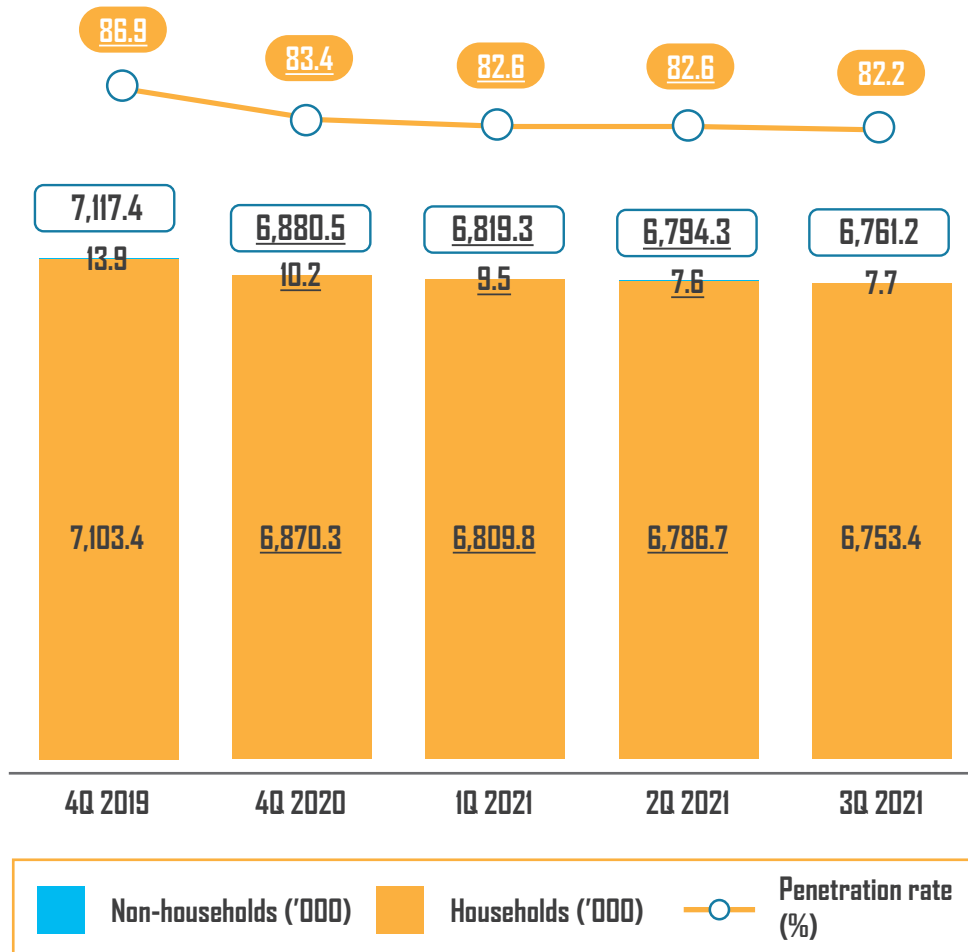


## Subscriptions and penetration rate per 100 inhabitants



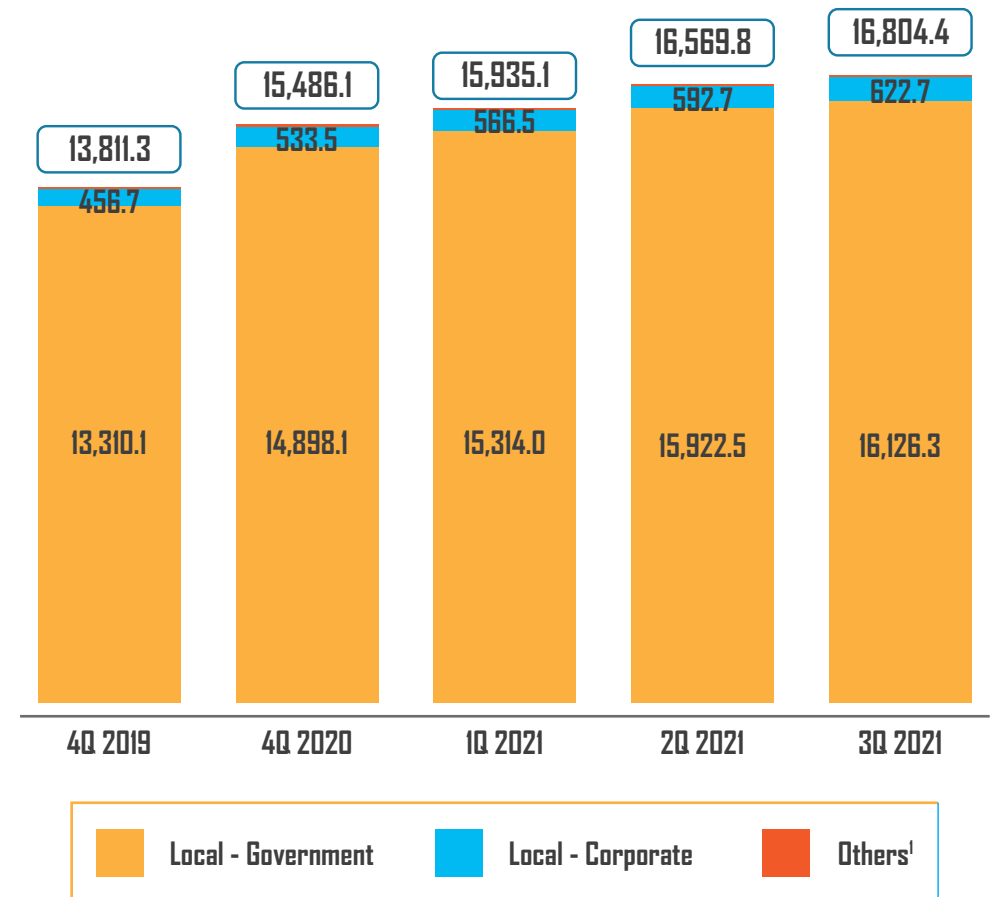
## Pay TV

### Subscriptions and penetration rate per 100 households



## Digital Signature

### Subscriptions by type of users ('000)



Note:

1. Others includes Local - Individual, Foreign - Corporate, and Foreign - Government



Note:

1. All penetration rates in this publication are estimated based on population projection as at end of period according to Census 2010 by Department of Statistics, Malaysia (DOSM)

2. Broadband penetration rate is calculated based on fixed-broadband subscriptions with speed equal or more than 1Mbit/s, and mobile-broadband with speed equal or more than 650kbit/s

3. Fixed-broadband penetration rate per 100 premises includes household and non-household subscriptions. Household subscriptions covers residential whereas non-household subscriptions inclusive of businesses, government, organization etc.

4. Commencing 1Q 2021, methodology to calculate total number of premises is revised by including total number of commercial and industrial premises from National Property Information Centre (NAPIC) and public facilities from Department of Statistics Malaysia (DOSM)

5. Revised figures are underlined

For further inquiries please contact Statistics and Data Intelligence Department MCMC at, [statistics@mcmc.gov.my](mailto:statistics@mcmc.gov.my)

2021@MCMC. All rights reserved.