



**PANDUAN PERMOHONAN PEMBAHARUAN  
PENGUNTUKAN RADAS (AA) MELALUI ESPECTRA  
(STESEN AMATUR KELAS A DAN B)**

---

**Suruhanjaya Komunikasi dan Multimedia Malaysia**

Malaysian Communications and Multimedia Commission

MCMC Tower 1, Jalan Impact, Cyber 6, 63000 Cyberjaya, Selangor Darul Ehsan

Tel: +60 3 86 88 80 00 Fax: +60 3 86 88 10 00

[www.mcmc.gov.my](http://www.mcmc.gov.my)

## **LOGIN e-SPECTRA**

1. e-SPECTRA boleh diakses melalui pautan: <https://espectra.mcmc.gov.my>
2. Pemohon perlu membuat Pendaftaran Pengguna sekiranya pemohon melayari laman sesawang tersebut untuk pertama kali. Sila rujuk kepada **Panduan Pendaftaran Pengguna Lesen AA Sedia Ada melalui e-SPECTRA.**
3. Selepas mendaftar, tekan *Login* untuk memasukkan *Login Name* dan *Password*

1. Tekan *Login*  
2. Masukkan *Login Name* dan *Password*

Home Login Registration Help

Welcome to i-SPECTRA

I-Spectra is an internal electronic platform for submission of Apparatus Assignments (AA) and Spectrum Assignments (SA) to Malaysian Communications and Multimedia Commission.

I-Spectra provides MCMC officers the capabilities to manage client's applications.

MCMC Tower 1, Jalan Impact, Cyber 6, 63000 Cyberjaya, Selangor Darul Ehsan, Malaysia  
+60 3 8688 8000 +60 3 8688 1000  
scd@mcmc.gov.my

Build time: 2020-08-07  
Version: 1.8.14.0\_13241866915

Please sign in

Login Name

Password

Login

Forgot Password? User Registration

Please sign in

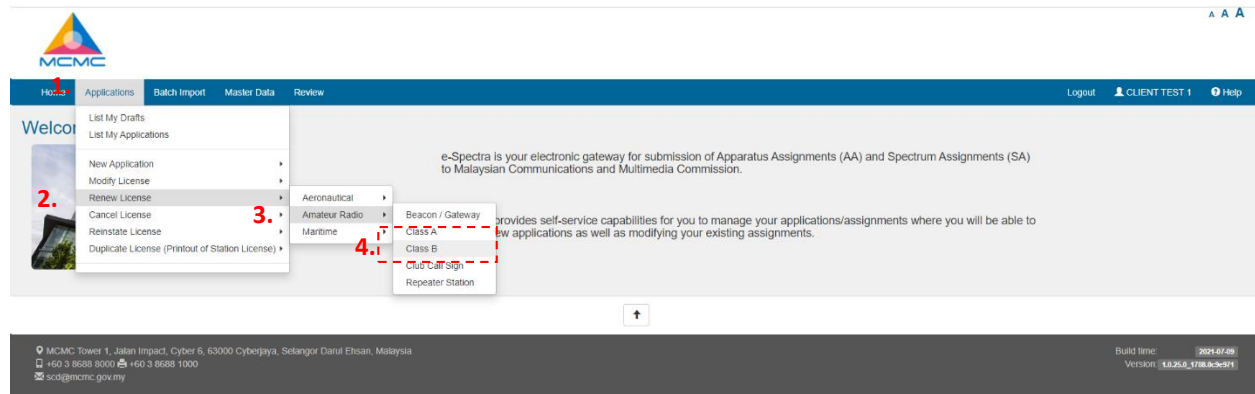
Client test 1

.....

Login

Forgot Password? User Registration


4. Untuk membuat permohonan semula (pembaharuan) AA, tekan *Applications -> Renew License -> Amateur Radio -> Class A/Class B*

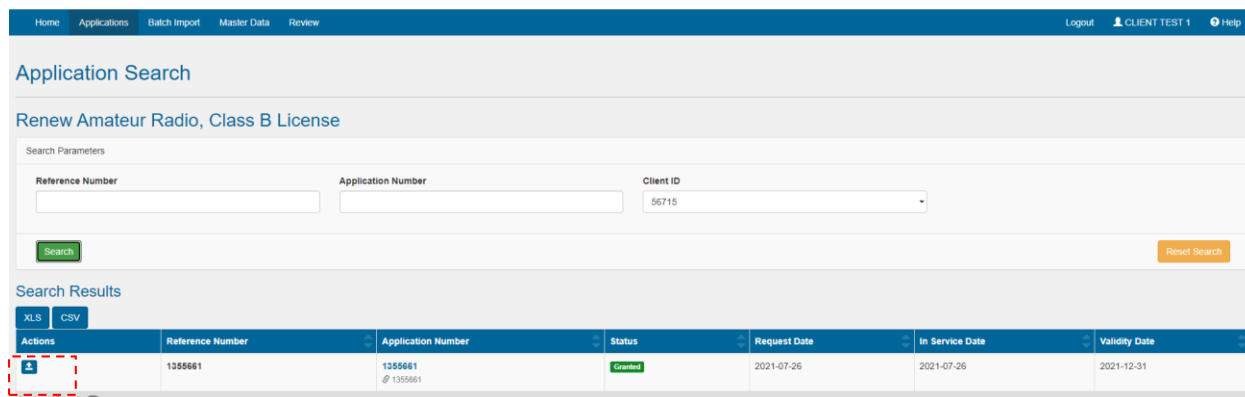


5. Sila masukkan butiran *Reference Number* **atau** *Application Number* seperti maklumat yang tertera di dalam sijil AA. Dan tekan *Search*.


The screenshot shows the 'Application Search' page in the MCMC e-Spectra application. The page title is 'Application Search' and the subtitle is 'Renew Amateur Radio, Class B License'. The search parameters section contains three input fields: 'Reference Number', 'Application Number', and 'Client ID'. The 'Application Number' field is highlighted with a red dashed box. The 'Client ID' field contains the value '56715'. The 'Search' button is highlighted with a red dashed box.

Nota: Sekiranya pemohon tidak mengetahui butiran *Reference Number* **atau** *Application Number*, pemohon boleh terus menekan butang *Search* tanpa memasukkan maklumat *Reference Number* **atau** *Application Number*, nombor permohonan AA masih boleh dicari berdasarkan *Client ID*.

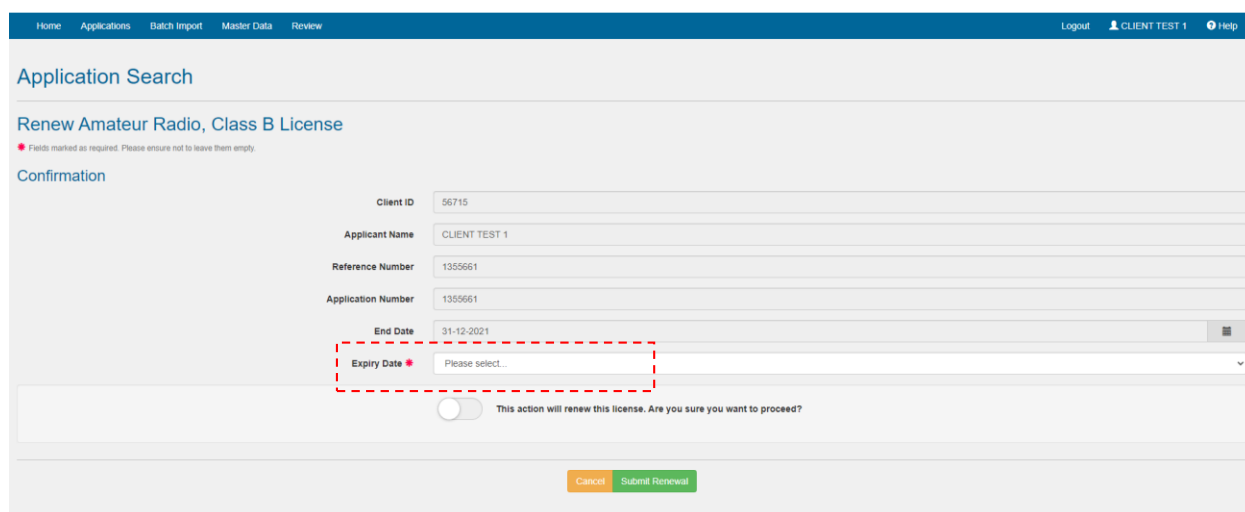
6. Tekan butang  seperti di bawah untuk memaparkan maklumat sijil AA sedia ada



The screenshot shows the 'Application Search' page for 'Renew Amateur Radio, Class B License'. The search parameters are: Reference Number (empty), Application Number (empty), and Client ID (56715). A 'Search' button is highlighted with a red dashed box. The search results table shows one record with the following details:

Actions	Reference Number	Application Number	Status	Request Date	In Service Date	Validity Date
	1355661	1355661 <small>@ 1355661</small>	Granted	2021-07-26	2021-07-26	2021-12-31

7. Sila semak sama ada maklumat yang dinyatakan adalah benar. Jika ya, sila pilih tarikh tamat AA yang diinginkan. Jika tidak, sila hubungi pihak MCMC melalui emel [espectra.support@mcmc.gov.my](mailto:espectra.support@mcmc.gov.my)



The screenshot shows the 'Confirmation' page for license renewal. The fields are: Client ID (56715), Applicant Name (CLIENT TEST 1), Reference Number (1355661), Application Number (1355661), and End Date (31-12-2021). The 'Expiry Date' field is highlighted with a red dashed box and contains the text 'Please select...'. Below the fields is a toggle switch and the text 'This action will renew this license. Are you sure you want to proceed?'. At the bottom, there are 'Cancel' and 'Submit Renewal' buttons.

8. Terdapat 5 pilihan tarikh tamat AA yang boleh dipilih seperti di bawah:

Application Search

### Renew Amateur Radio, Class B License

Fields marked as required. Please ensure not to leave them empty.

Confirmation

Client ID: 56715

Applicant Name: CLIENT TEST 1

Reference Number: 1355661



Application Number: 1355661

End Date: 31-12-2021

Expiry Date: Please select.

- Please select.
- 31-12-2022
- 31-12-2023
- 31-12-2024
- 31-12-2025
- 31-12-2026

Cancel Submit Renewal

9. Setelah memilih tarikh tamat AA yang diinginkan, tekan butang  sehingga menjadi  dan tekan *Submit Renewal*

Application Search

### Renew Amateur Radio, Class B License

Fields marked as required. Please ensure not to leave them empty.

Confirmation

Client ID: 56715


Applicant Name: CLIENT TEST 1


Reference Number: 1355661

Application Number: 1355661

End Date: 31-12-2021

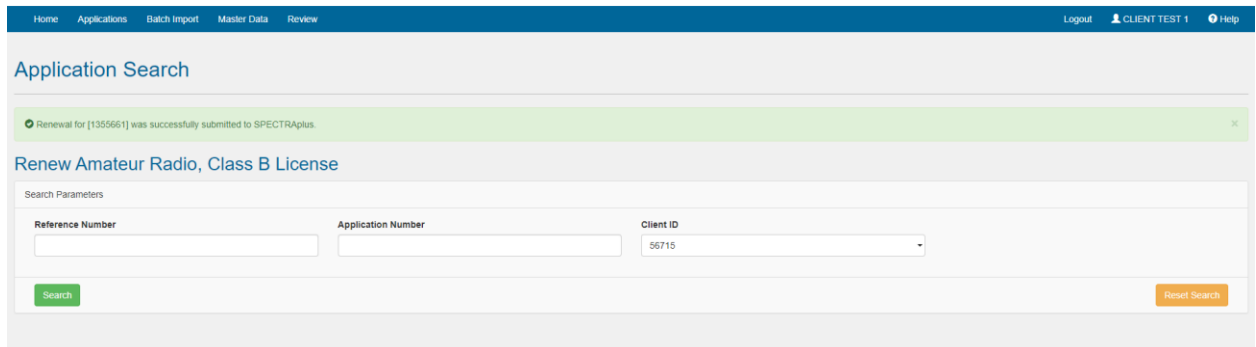
Expiry Date: 31-12-2024

1.  This action will renew this license. Are you sure you want to proceed?

2. 

Cancel Submit Renewal

10. Nota berikut akan dipaparkan sekiranya permohonan pembaharuan AA telah berjaya dihantar.



The screenshot displays the 'Application Search' interface. At the top, there is a navigation bar with links for Home, Applications, Batch Import, Master Data, and Review. On the right side of the navigation bar, there are links for Logout, CLIENT TEST 1, and Help. Below the navigation bar, a green notification banner states: 'Renewal for [1355661] was successfully submitted to SPECTRAplus.' The main heading is 'Renew Amateur Radio, Class B License'. Underneath, there is a 'Search Parameters' section with three input fields: 'Reference Number', 'Application Number', and 'Client ID'. The 'Client ID' field is populated with the value '56715'. There are two buttons at the bottom: a green 'Search' button and an orange 'Reset Search' button.

11. Selepas permohonan berjaya dihantar, sila emel butiran seperti di bawah melalui emel: [spectra.support@mcmc.gov.my](mailto:spectra.support@mcmc.gov.my) untuk rujukan dan tindakan lanjut pihak MCMC:

Tajuk: Pembaharuan Permohonan AA melalui e-SPECTRA

Nama:

No. permohonan (*Application No.*):

Cara penghantaran sijil AA: Pos/Serahan Tangan

Sekiranya Pos, sila nyatakan alamat pengeposan:

12. Sekiranya pemohon mempunyai sebarang masalah untuk membuat permohonan semula (pembaharuan) AA, sila hubungi pihak MCMC melalui emel [spectra.support@mcmc.gov.my](mailto:spectra.support@mcmc.gov.my)