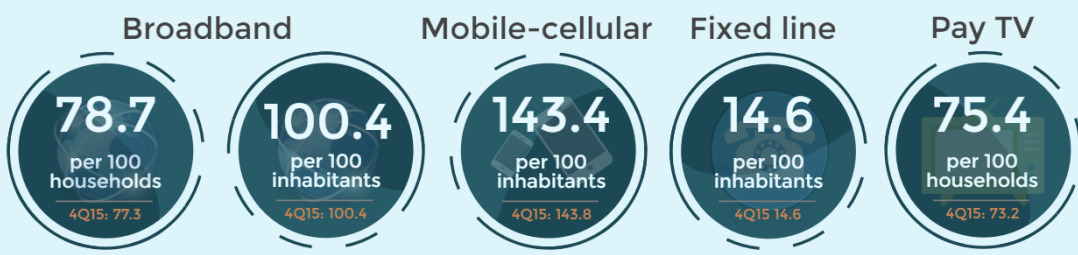


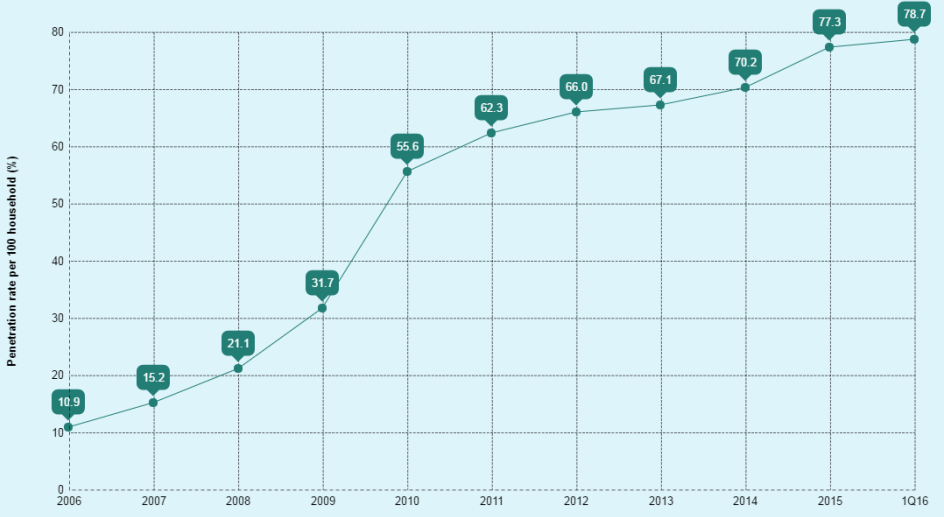
## PENETRATION RATES



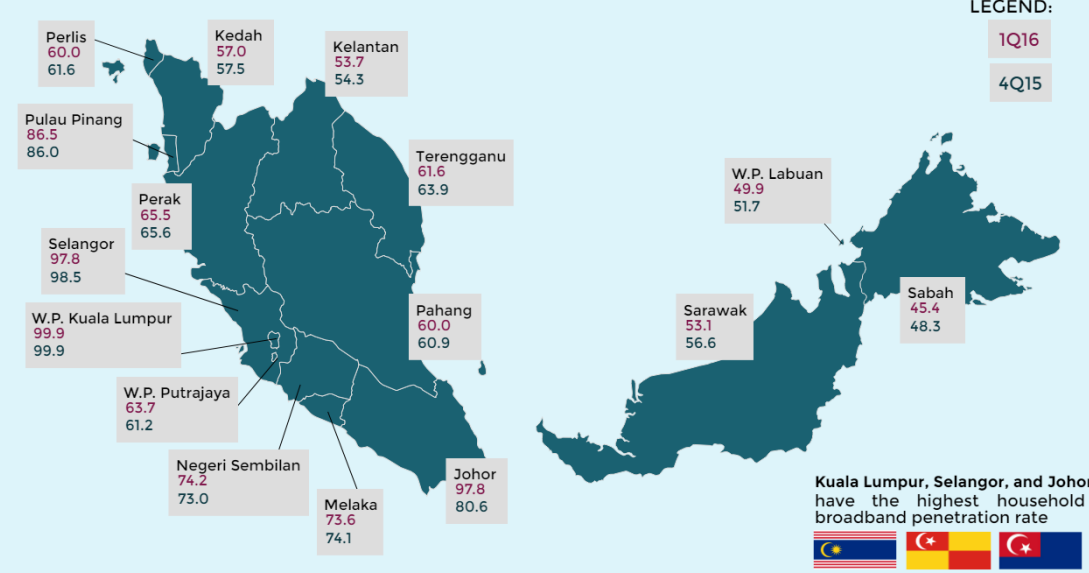
## BROADBAND



## HOUSEHOLD BROADBAND PENETRATION RATE



## HOUSEHOLD BROADBAND PENETRATION RATE BY STATE (%)



## TOTAL NUMBER OF SUBSCRIPTIONS BY STATE ('000)



# MOBILE-CELLULAR TELEPHONES



**8.9 million** postpaid subscriptions  
4Q15: 8.7 million

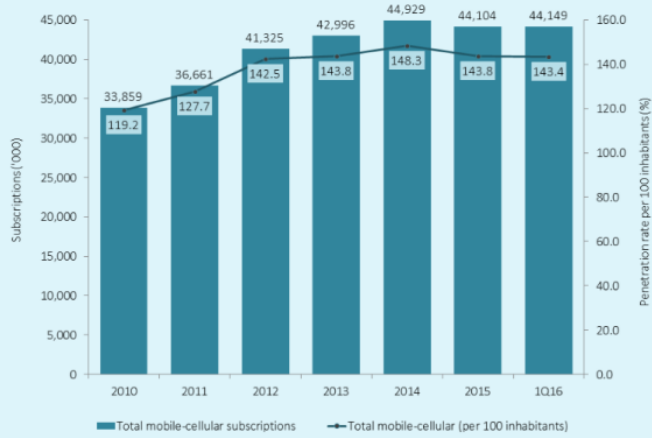
**35.2 million** prepaid subscriptions  
4Q15: 35.4 million

**4503.8 million** SMS sent  
4Q15: 5200.9 million



**0.420 million** successful MNP porting  
4Q15: 0.389 million

## MOBILE-CELLULAR SUBSCRIPTIONS AND PENETRATION RATE



# FIXED LINE

**4.48 million** fixed telephone subscriptions  
4Q15: 4.49 million

includes DEL, VoIP, WLL, ISDN, payphones

**27.5** DEL per 100 households  
4Q15: 27.9

**2.07 million** household DEL subscriptions  
4Q15: 2.09 million

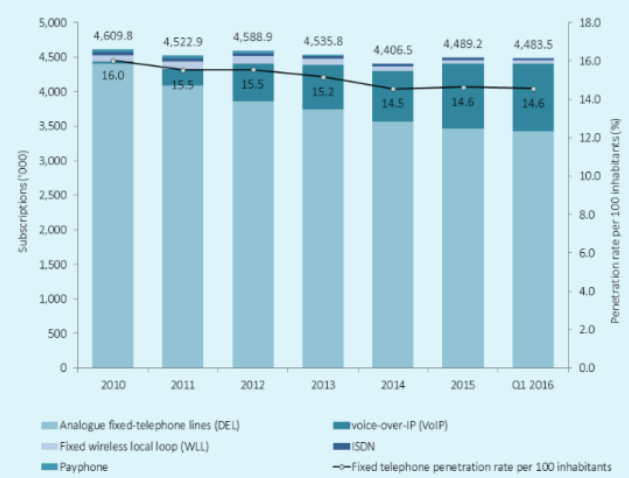
**11.1** DEL per 100 inhabitants  
4Q15: 11.3

**3.43 million** total DEL subscriptions  
4Q15: 3.47 million

Perak, Negeri Sembilan, Melaka have the highest DEL household penetration rate

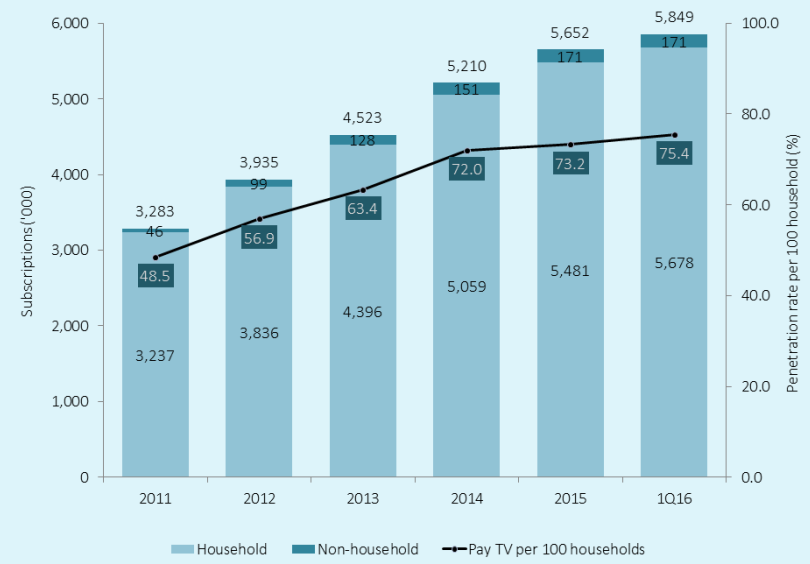


## FIXED LINE SUBSCRIPTIONS AND PENETRATION RATE



# PAY TV

## PAY TV SUBSCRIPTIONS AND PENETRATION RATE



Please contact the Statistics Department MCMC if you have any queries regarding the statistics published by MCMC at following email address:

statistics@cmc.gov.my

