

1Q 2023

POSTAL & COURIER FACTS & FIGURES

Updated as of 31 March 2023



POSTAL INFRASTRUCTURE

1 INTERNATIONAL OFFICE
OF EXCHANGE
4Q 2022: **1**

381 STAMP VENDOR
4Q 2022: **381**

8 SORTING OFFICE
4Q 2022: **8**

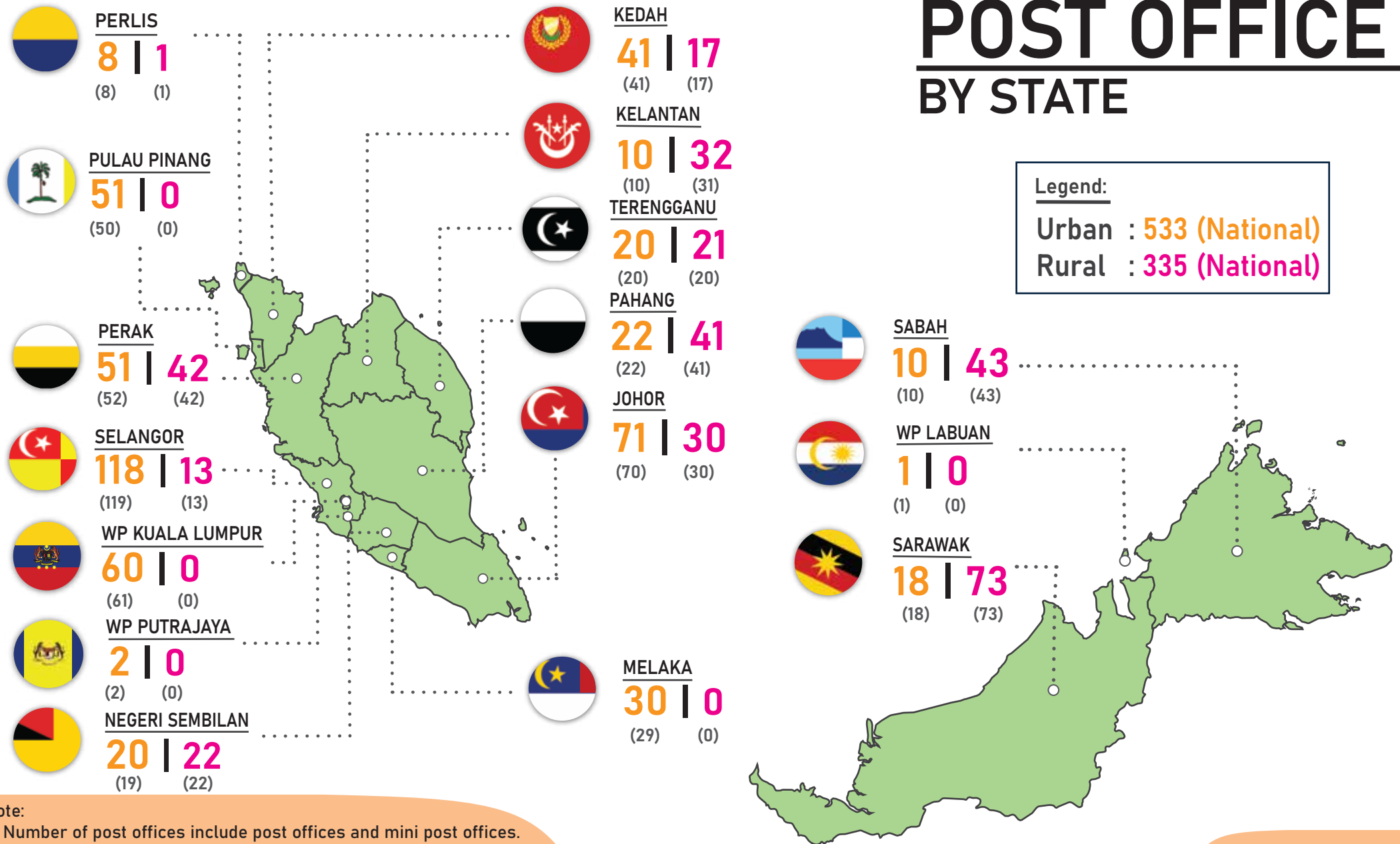
233 MINI POST OFFICE
4Q 2022: **227**

635 POST OFFICE
4Q 2022: **638**

224 POSTAL AGENT
4Q 2022: **225**

9 MOBILE POST OFFICE
4Q 2022: **9**

POST OFFICE BY STATE



Note:

- Number of post offices include post offices and mini post offices.
- Data in parentheses refer to 4Q 2022 data.

POSTAL EMPLOYMENT

856 OTHERS*
4Q 2022: **795**

1,407 SORTING CREW
4Q 2022: **1,493**

7,008 ADMINISTRATIVE
4Q 2022: **7,098**

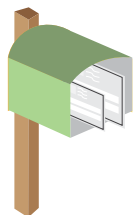
141 CALL CENTER
4Q 2022: **140**

7,439 PICKUP & DISPATCH
4Q 2022: **7,902**

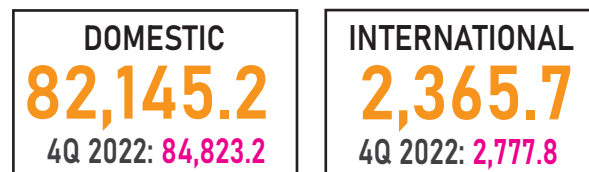
Note:

*Others include supervisor of postmen and *wakil posmen*.

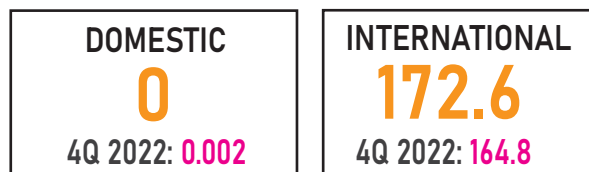
POSTAL TRAFFIC BY TYPE OF ITEM



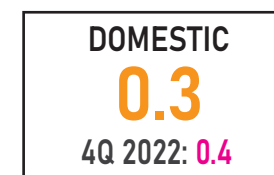
NUMBER OF LETTER POST ITEM ('000)



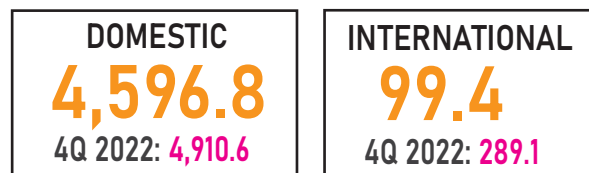
NUMBER OF EXPRESS ITEM ('000)




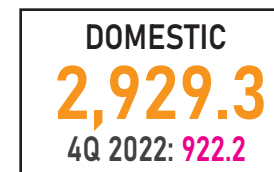
NUMBER OF INSURED PARCEL ('000)



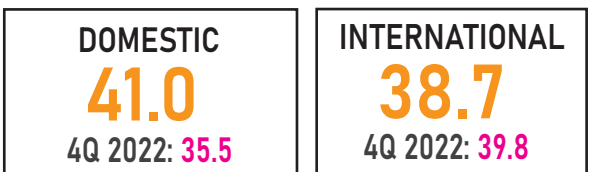
NUMBER OF REGISTERED ITEM ('000)



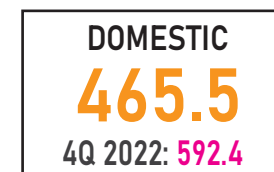
NUMBER OF ADVERTISING ITEM ('000)



NUMBER OF ORDINARY PARCEL ('000)



NUMBER OF POST FREE ITEM ('000)



1Q 2023

POSTAL & COURIER FACTS & FIGURES

Updated as of 31 March 2023



POSTAL VEHICLE

6 TRAILER
4Q 2022: 6

327 LORRY / TRUCK
4Q 2022: 318

2,299 VAN
4Q 2022: 2,845

5,170 MOTORCYCLE
4Q 2022: 5,457

Note:
Number of vehicles refer to vehicles owned by postal service provider and vehicles owned by outsource contractors/individual related to postal and courier activities.

1Q 2023

POSTAL & COURIER FACTS & FIGURES

Updated as of 31 March 2023



COURIER INFRASTRUCTURE

711 FRANCHISE
4Q 2022: **507**

7,915 DROP IN CENTER
4Q 2022: **8,317**

1,144 BRANCH
4Q 2022: **1,155**

383 HUB
4Q 2022: **389**

47 GATEWAY
4Q 2022: **48**

10,389 AGENT
4Q 2022: **10,472**

2,128 SERVICE CENTER
4Q 2022: **2,038**

19 DRIVE-THRU
4Q 2022: **23**

10 AFFILIATE
4Q 2022: **13**

30 KIOSK
4Q 2022: **31**

50 OFFICE
4Q 2022: **55**

799 PARCEL LOCKER
4Q 2022: **648**

- Note:
1. Commencing 4Q 2021, there are five (5) new categories collected under courier infrastructure - service center, kiosk, drive-thru, office and parcel locker.
 2. Prior 4Q 2021, these new categories were collected under others.

COURIER EMPLOYMENT

16,355 SORTING CREW
4Q 2022: 17,114

10,542 OTHERS*
4Q 2022: 11,792

12,814 ADMINISTRATIVE
4Q 2022: 11,811

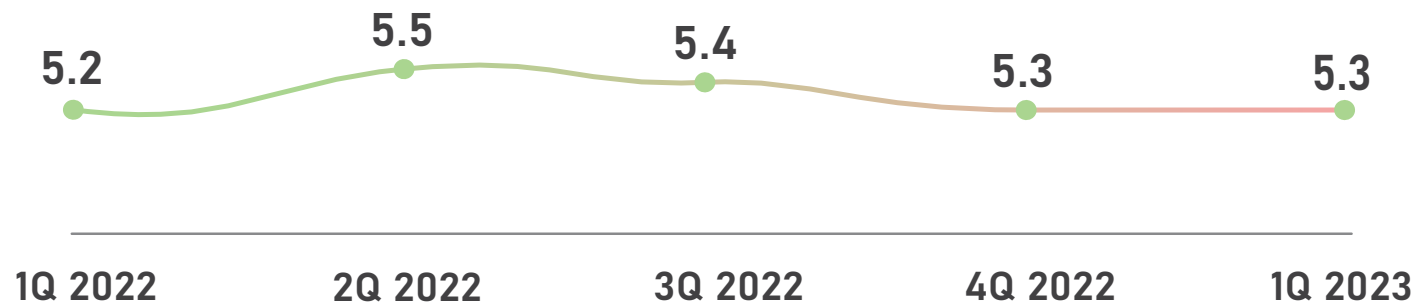
2,834 CALL CENTER
4Q 2022: 2,942

119,256 PICKUP & DISPATCH
4Q 2022: 118,327

Note:

*Others in courier employment include employees in sales, marketing, finance, internship and non-operational, etc.

Parcel Per Capita



COURIER TRAFFIC

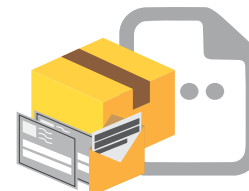

Courier Traffic by types of items



NUMBER OF PACKAGES & PARCELS ('000)

DOMESTIC
157,141.5
4Q 2022: 156,421.0

INTERNATIONAL
3,215.6
4Q 2022: 3,931.7



NUMBER OF EXPRESS DOCUMENTS ('000)

DOMESTIC
12,753.1
4Q 2022: 12,808.3

INTERNATIONAL
597.0
4Q 2022: 460.1

OTHERS ('000)

DOMESTIC
1,994.3
4Q 2022: 2,250.5

INTERNATIONAL
31.2
4Q 2022: 55.2

Note:

1. Others in courier traffic include non-priority mail, walk-in courier, prepaid, post express & etc.
2. Parcel per capita is calculated based on total courier volume divide by population as at particular quarter.

1Q 2023

POSTAL & COURIER FACTS & FIGURES

Updated as of 31 March 2023



COURIER VEHICLE

166 TRAILER
4Q 2022: 172

94 AIRCRAFT
4Q 2022: 32

4 BULK CARRIER VESSEL
4Q 2022: 4

8,287 LORRY / TRUCK
4Q 2022: 8,674

11,820 VAN
4Q 2022: 9,976

30,044 CAR
4Q 2022: 33,605

73,750 MOTORCYCLE
4Q 2022: 71,115

Note:
Vehicle refer to vehicles owned by courier companies, outsource vehicle and staff personal vehicle for courier activities.

Note:
1. In 2023, statistics from courier services were collected from all active courier licensees who conducted courier activity.
2. For postal and courier traffic, the number of traffic for 4Q 2022 is from October - December, whereas the number of traffic for 1Q 2023 is from January - March.
3. Revised figures are underlined.

For further inquiries, please contact Statistics and Data Intelligence Department MCMC at, statistics@mcmc.gov.my

© 2023. All rights reserved.